




FLDL Series

**Dock loading light
with flexible arm**



Description

The FLDL series dock loading lights from LDC combine the strength of a standard dock light arm with the added flexibility of a heavy impact absorber to create an incredibly durable product. The FLDL will withstand blows from fork lift trucks and dock doors. Protect your investment by utilizing the LDC FLDL series dock light in 40", 60" or 90" arm length. Lamp head options include your choice of cool durable polycarbonate, metal, energy efficient high pressure sodium or our protective food service lamp head.

Specifications

Arm Plug.....NEMA 5-15P
 Arm Socket.....IEC C-14
 Light Head Plug.....IEC C-13
 AC Voltage.....115V
 Max. Wattage - Polycarbonate.....150W
 Max. Wattage - Metal.....300W
 Max. Wattage - HPS.....50W

Features

- Rubber enclosed shock absorber allows arm to deflect when struck by doors and lift trucks.
- Durable design and construction reduces maintenance costs.
- Economically priced.
- UL listed.
- Lamp cover included.

Typical Applications

Excellent for all types of dock loading applications including:

- Warehouse loading docks.
- Rail car loading platforms.
- Cargo container facilities.
- Work lights.

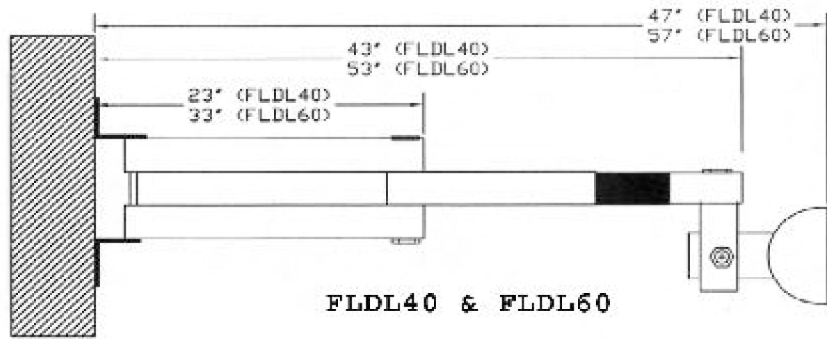
Physical Specifications

| | | |
|---------------|----------|----------|
| FLDL40* |40" | - 17 lbs |
| FLDL60* |60" | - 21 lbs |
| FLDL90* |90" | - 31 lbs |
| FLDL40-P* |40" | - 16 lbs |
| FLDL60-P* |60" | - 20 lbs |
| FLDL90-P* |90" | - 30 lbs |
| FLDLHPS40-P |40" | - 18 lbs |
| FLDLHPS60-P |60" | - 22 lbs |
| FLDLHPS90-P |90" | - 32 lbs |
| FLDLHPS40-PFS |40" | - 18 lbs |
| FLDLHPS60-PFS |60" | - 12 lbs |
| FLDLHPS90-PFS |90" | - 32 lbs |

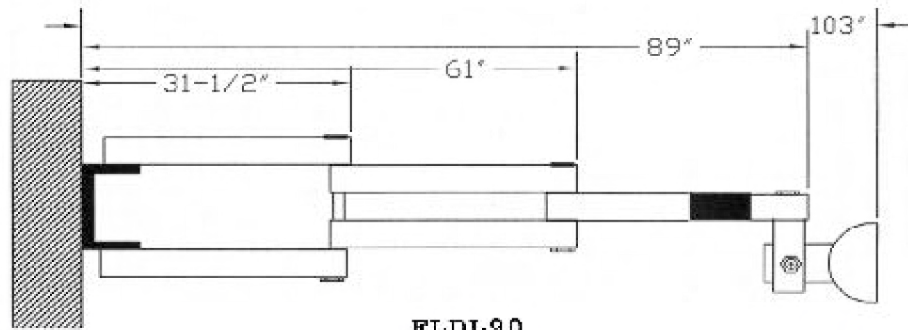
*Lamps not included



FLDL Series



FLDL40 & FLDL60



FLDL90

Model Number Information

Replacement Part Information

Variant

Product Number

Flex arm 40" with metal head.....FLDL40
 Flex arm 60" with metal head.....FLDL60
 Flex arm 90" with metal head.....FLDL90

Flex arm 40" with polycarbonate head.....FLDL40-P
 Flex arm 60" with polycarbonate head.....FLDL60-P
 Flex arm 90" with polycarbonate head.....FLDL90-P

Flex arm 40" with high pressure sodium head.....FLDLHPS40-P
 Flex arm 60" with high pressure sodium head.....FLDLHPS60-P
 Flex arm 90" with high pressure sodium head.....FLDLHPS90-P

Flex arm 40" with food service head.....FLDLHPS40-PFS
 Flex arm 60" with food service head.....FLDLHPS60-PFS
 Flex arm 90" with food service head.....FLDLHPS90-PFS

Loading docks are busy, hectic places. While LDC FLDL series dock lights are very durable, each component is available should the need arise. The more common items are listed.

Description

Part Number

Metal lamp head.....INCHEAD
 Polycarbonate lamp head.....INCHEAD-P
 HPS lamp head.....HPSHEAD-P
 Snap-in IEC receptacle for arm.....413019
 Power cord.....733016
 50W HPS replacement

Information is available for these additional LDC Products

